



Moulded

WIRING ACCESSORIES



www.bgelectrical.uk



White Moulded Wiring Accessories

If you are looking for a simple, sleek design, look no further than our range of moulded white wiring accessories. The range is available with round or square edge profiles.

The round edge gives a premium feel whilst the square edge offers exceptional value. Both come with a wide range of features and benefits and are easy to install with angled in-line colour coded captive terminals.

BG White Moulded wiring accessories promote a healthy environment by facilitating up to 99% reduction in bacterial development on touch point surfaces. Manufactured using high grade thermoset Urea which effectively inhibits the growth of infectious diseases, including MRSA, E-Coli, Salmonella and Klebsiella Pneumonia bacteria.




IN THE RANGE

20 Amp Switches	10
13 Amp Sockets	11
RCD Protection	12
FCU's	13
45 Amp Switches	14
DP Switches	15
Shaver Sockets	15
Dimmers	16
Co-Ax Outlets	17
Blank Plates & Boxes	18



BG Electrical products are guaranteed against faulty materials and workmanship for a period of 25/30 years from date of delivery.

Features & Benefits



Angled in-line colour coded captive terminals

Twin Earth

Flush LED power indicators

Screw covers for sleek appearance

Made from robust thermoplastic Urea with anti-microbial properties



20 Amp 16AX Plate Switches

- 20 Amp, 16AX inductive rated
- Captive terminal screws
- Terminal capacity 4 x 1.0mm², 4 x 1.5mm², 2 x 2.5mm² & 1 x 4.0mm²
- Plate-switches manufactured to BS EN 60669-1
- Minimum mounting box depth: single & double – 16mm; 3, 4 & 6 gang – 25mm



844



Round Edge	Square Edge	Description	Inner Carton	Outer Carton
811	911	Single, 1 way	10	100
812	912	Single, 2 way	10	100
813	913	Intermediate switch	10	100
814	914	Single, bell push	10	100
842	942	Double, 2 way	10	100
843	943	Triple, 2 way	10	100
844	944	Quadruple, 2 way	5	50
846	946	Six switch, 2 way	5	50

10 Amp 3 Pole Fan Isolator

- 10 Amp, triple pole
- Captive terminal screws
- Terminal capacity 4 x 1.0mm², 4 x 1.5mm², 2 x 2.5mm² & 1 x 4.0mm²
- Manufactured to IEC 60669-2-4
- Minimum mounting box depth – 16mm



815F

915



Round Edge	Square Edge	Description	Inner Carton	Outer Carton
815	915	3 pole fan isolator	10	100
815F	-	Fused fan isolator switch	10	100

10 Amp 10AX Architrave Switches

- 10 Amp, 10AX inductive rated
- Captive terminal screws
- Terminal capacity 4 x 1.0mm², 4 x 1.5mm², 2 x 2.5mm² & 1 x 4.0mm²
- Plate-switches manufactured to BS EN 60669-1
- Minimum mounting box depth – 16mm
- Single pattress box (837), double pattress box (838)




847

849

Round Edge	Square Edge	Description	Inner Carton	Outer Carton
847	-	Single, 1 way	20	200
848	-	Double, 2 way	10	100
849	-	Single, 1 way retractive marked "PRESS"	20	200

13 Amp Socket Outlets

- Twin earth fitted as standard to allow a double earth facility for installations requiring high integrity protective connection Ref. BS 7671:2008
- Manufactured to BS 1363-2
- Minimum mounting box depth – 25mm
- Terminal capacity 3 x 2.5mm², 3 x 4.0mm² & 2 x 6.0mm²



822DP

Round Edge	Square Edge	Description	Inner Carton	Outer Carton
821	921	Single switched SP	10	100
821DP	921DP	Single switched DP	10	100
822	922	Double switched SP	5	50
822DP	922DP	Double switched DP	5	50
822DPOB	-	Double DP, switched, outboard rockers	5	50
823	923	Single unswitched	10	100
824	924	Double unswitched	5	50
825	925	Single switched with indicator	10	50
826	926	Double switched with indicator	5	50



923



13 Amp Door Chime Power Socket Outlet

- Integrated door chime keeps sockets free
- 100m (open air) wireless range - suitable for large homes
- Adjustable volume up to 80dB
- LED indicator - visual indication of door chime activation
- Battery Powered IP44 rated push button supplied with CR2032 battery
- Minimum mounting box depth 25mm
- Terminal capacity 3 x 2.5mm², 3 x 4.0mm² & 2 x 6.0mm²



822BELL

Round Edge	Description	Inner Carton	Outer Carton
822BELL	Double, switched	5	20

13 Amp Converter Switched Socket Outlet

- Converts a single socket to a double with no alteration to the wall box
- Minimum mounting box depth – 25mm
- Terminal capacity 3 x 2.5mm², 3 x 4.0mm² & 2 x 6.0mm²
- Manufactured to BS 1362 Part 2



822CON

Round Edge	Square Edge	Description	Inner Carton	Outer Carton
822CON	-	Double, 2 way SP	5	50

3 Step Easy Install



1 Switch off electricity supply & remove the old socket

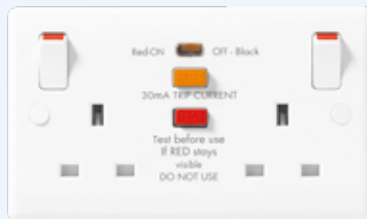
2 Fix to wall box & fit screw cover caps

3 Connect the new converter socket



RCD Protection

- Maximum load 3120 watts 240V AC
- 30 mA trip speed 40 ms
- Latching type
- Terminal capacity 3 x 2.5mm², 2 x 4.0mm² & 1 x 6.0mm²
- Manufactured to BS 7288:2016
- Minimum mounting box depth – 35mm
- 855RCD – Removable flex outlet
- 10mm spacer provided for shallow boxes



822RCD



855RCD

Round Edge	Description	Inner Carton	Outer Carton
822RCD	13 Amp double switched socket	5	50
855RCD	13 Amp fused connection unit	10	100

RCD Types – Latching vs Non-Latching

There are 2 types of RCD – Latching and Non-Latching; also termed active and passive. Both types are accepted by British Standards and it is up to the user to choose the type of RCD most suitable for their application.

Latching Passive RCD

Latching, or Passive, RCD's "remember" the state they were in prior to the power being switched off.

Non-Latching Active RCD

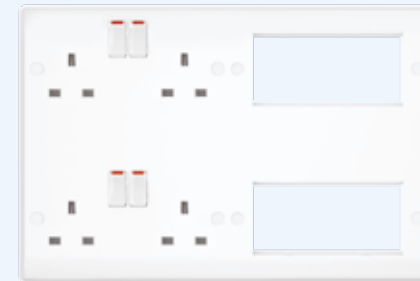
Non-latching, or Active, RCDs switch off when the power to them is turned off. Every time the supply to the RCD is interrupted it will trip and will need to be reset.



Combination Plates

- Twin earth fitted as standard to sockets
- Manufactured to BS 1363 Part 2
- Terminal capacity 3 x 2.5mm², 3 x 4.0mm² & 2 x 6.0mm²
- Mounting box depth – 47mm
- Mounting boxes 822EM8 – HGS07/C4, 822EM4 – HGS07/C2
- Modules of mains and extra low voltage rating must not be fitted to the same front plate aperture Ref. BS 7671:2008

*See our Euro Module range for further Telecom, Data and Co-axial options




822EM8

Round Edge	Description	Inner Carton	Outer Carton
822EM4	1 x Double DP 13 Amp switched sockets and 4 Euro module (1 x 4 EM)	1	10
822EM8	2 x Double DP 13 Amp switched sockets and 8 Euro module (2 x 4 EM)	1	20

13 Amp Fused Connection Units

- Manufactured to BS 1363-4
- Angled colour coded terminals with captive screws
- Terminal capacity 3 x 2.5mm², 2 x 4.0mm² & 1 x 6.0mm²
- Minimum mounting box depth – 25mm
- Square edge products have an integrated flex outlet and reversible cord-grip. Flex out knockout on bottom edge of the plate
- Round edge spacer option available to convert for flex out option (8CGS) – See page 20



850

852



950

951

Round Edge	Square Edge	Description	Inner Carton	Outer Carton
850	950	Switched and fused	10	100
852	951	Switched and fused with indicator	10	100
-	953	Unswitched with 3 Amp fuse	10	100
854	952	Unswitched and fused	10	100
856	-	Unswitched and fused with indicator	10	100

13 Amp Fused Connection Units – with Flex Outlet

- Manufactured to BS 1363 Part 4
- Angled colour coded terminals with captive screws
- Terminal capacity 3 x 2.5mm², 2 x 4.0mm² & 1 x 6.0mm²
- Cable entry at lower edge, with removable blanking piece, and reversible cord-grip
- Minimum mounting box depth 25mm



855

857



851

853

Round Edge	Description	Inner Carton	Outer Carton
851	Switched and fused	10	100
853	Switched and fused with indicator	10	100
855	Unswitched and fused	10	100
857	Unswitched and fused with indicator	10	100

45 Amp Double Pole Switches

- Cooker control units manufactured to BS4177
- Double pole switches to BS EN 60669-1
- Minimum mounting box depth – 47mm
- L & N terminal capacity 4 x 4.0mm², 3 x 6.0mm² & 1 x 16.0mm²
- E terminal capacity 3 x 4.00mm², 3 x 6.0mm² & 1 x 6.0mm²
- 10mm spacer available to provide additional wiring space (817 – Sq, 818 – Rect)

Round Edge	Square Edge	Description	Inner Carton	Outer Carton
872	972	Large plate with indicator	5	50
873	973	Large plate	5	50
874	974	Single plate with indicator	10	100
875	975	Single plate	10	100



974



45 Amp Cooker Control Unit

- Cooker control units manufactured to BS4177
- Double pole switches to BS EN 60669-1
- Minimum mounting box depth – 47mm
- L & N terminal capacity 4 x 4.0mm², 3 x 6.0mm² & 1 x 16.0mm²
- E terminal capacity 3 x 4.00mm², 3 x 6.0mm² & 1 x 6.0mm²
- 10mm spacer available to provide additional wiring space (817 – Sq, 818 – Rect)

Round Edge	Square Edge	Description	Inner Carton	Outer Carton
870	970	Cooker control unit with 13 Amp socket and indicators	5	50
871	971	Cooker control unit with 13 Amp socket	5	50



870



45 Amp Cooker Outlet

- Terminal capacity outlet 2 x 10mm²
- Cable entries in bottom edge
- Manufactured to BS 5733




Internal view

879

Round Edge	Square Edge	Description	Inner Carton	Outer Carton
879	979	Flex outlet plate, bottom entry	10	100

25 Amp Flex Outlet Plate

- Cable entry at lower edge, with removable reducer, and reversible cord-grip
- Terminal capacity 3 x 2.5mm² & 1 x 4.0mm²
- Minimum mounting box depth – 25mm
- Manufactured to BS 5733



858 – internal view


858

Round Edge	Square Edge	Description	Inner Carton	Outer Carton
858	954	Flex outlet plate, bottom entry	10	100


20 Amp & 32 Amp Double Pole Switches

- 20 Amp terminal capacity 3x 2.5mm², 2 x 4.0mm² & 1 x 6.0mm²
- 32 Amp terminal capacity 2x 10mm² & 1 x 10mm² earth
- Colour coded terminals with captive backed out screws
- Manufactured to BS EN 60669-1
- Minimum mounting box depth – 25mm
- Square edge has flex outlet with knock-out and reversible cord grip in bottom edge. Rounded edge cable entry at lower edge, with removable blanking piece, and reversible cord-grip


Round Edge	Square Edge	Description	Inner Carton	Outer Carton
830	930	20 Amp	10	100
831	931	20 Amp with indicator	10	100
832	-	20 Amp with flex outlet	10	100
832WH	932	20 Amp, marked water heater with flex outlet	10	100
833	-	20 Amp with indicator and flex outlet	10	100
833WH	933	20 Amp, marked water heater, indicator & flex outlet	10	100
83112	-	20 Amp immersion heater switch with indicator	10	100



930



933



83112

832WH

831



Shaver Socket

- Terminal capacity 3 x 2.5mm² & 2 x 4.0mm²
- Minimum mounting box depth 47mm
- Manufactured to BS EN 61558-1 and BS EN 61558-2-5

Round Edge	Square Edge	Description	Inner Carton	Outer Carton
820	940	115/240V dual voltage shaver socket	5	30



820

940



Dimmer Switch – Intelligent Trailing Edge, Push Type

- Intelligent trailing edge dimmer suitable for LED, halogen, CFL and incandescent lamps
- Soft start, smooth dimming control and silent operation
- 2 Way push on/off with rotary control
- Overload protection
- Clearly marked terminals with backed out captive screws for easy installation
- Terminal capacity 3 x 1mm², 2 x 1.5mm² & 1 x 2.5mm²
- Manufactured to BS EN 60669-2-1
- Minimum mounting box depth 25mm
- 200-250V AC



882



Round Edge	Square Edge	Description	Inner Carton	Outer Carton
881	981	Single, 2 way push on/off (20-200W/5-100W LED)	10	100
882	982	Double, 2 way push on/off (20-200W/5-100W LED)	10	100
883	983	Triple, 2 way push on/off (20-200W/5-100W LED)	5	50
884	984	Quadruple, 2 way push on/off (20-200W/5-100W LED)	5	50



Intelligent Dimmer Switch Product Specification

Voltage	200-250AC 50/60Hz
Load Ratings (Max/Min per module)	
Tungsten/Incandescent	20-200W
Eco-Halogen	20-200W
Halogen Lamp (Mains Voltage)	20-200W
Halogen Lamp (Low Voltage 12V)	20-200W
Dimmable LED	5-100W
Dimmable Compact Fluorescent (CFL)	5-100W
Soft Start	1.2 seconds to 100%
Type	Trailing Edge

Replacement Modules




DM400AP



Product Code	Description
DMSW8A/2W	2 way push on/off switch, dummy dimmer, 100W
DMTR	2 way trailing edge intelligent dimmer module, 200W

Fan Controller

- Manufactured to BS EN 60669-2-1
- Minimum mounting box depth – 35mm
- 10mm spacer available to provide wiring space (817 – Sq)



887




987


Round Edge	Square Edge	Description	Inner Carton	Outer Carton
887	987	Single, 1 way rotary, 100W (export only)	10	100

Round Pin & Export Socket Outlets

- 2/5/15A Manufactured to BS 546
- Minimum mounting box depth: 2/5/16 Amp – 25mm; 15A – 35mm



899



829

999

Round Edge	Square Edge	Description	Inner Carton	Outer Carton
828	928	Single, 2 Amp unswitched socket, round pin		
829	929	Single, 5 Amp unswitched socket, round pin	10	100
829S	-	Single, 5 Amp, switched socket, round pin	5	50
899	999	Single 15 Amp switched socket, round pin	10	100

16 Amp Hotel Key Card Switch

- 50 x 50mm Euro Module with locator LED
- Load rating – 1800W for incandescent, 800W for fluorescent
- 30 second power-off delay
- Mounting box depth – 47mm
- Colour coded terminals with backed-out captive screws
- Designed and manufactured to BS EN60669-4
- Supplied as kit of Euro Module components



8KYCSW

Round Edge	Description	Inner Carton	Outer Carton
8KYCSW*	16 Amp, hotel key card switch	5	100

Co-Axial, Satellite & Screened Socket Outlets

- EM = Euro Module configuration
- Manufactured to BS 5733 where applicable
- Co-axial and satellite minimum mounting box depth – 25mm
- Triplex minimum mounting box depth – 35mm

*See our Euro Module range for further Telecom, Data and Co-axial options



868

Round Edge	Square Edge	Description	Inner Carton	Outer Carton
860	960	Single co-axial socket	10	100
861	961	Double co-axial socket	10	100
862	962	Single isolated co-axial socket	10	100
863	963	Double isolated co-axial socket	10	100
864	964	Single satellite socket	10	100
865	965	Double satellite & co-axial socket	10	100
866	966	Double diplex TV/FM	10	100
867	-	Triple TV/FM/SAT triplex – screened	10	100
868	-	Triplex with BT outlet & co-axial return – screened	5	50
869	-	Quadplex, 2x SAT, BT outlet & co-axial returned – screened	5	50



960

Euro Module Front Plates

- Manufactured to BS 5733
- Mounting Box for 8EM8 – HGS07/C2

Round Edge	Description	Inner Carton	Outer Carton
8EMS1	Single Euro Module, single plate	10	100
8EMS2	Twin Euro Module, single plate	10	100
8EMR4	Quad Euro Module, double plate	5	50
8EM8	2x Quad Euro Module, double stack plate	5	50



Telephone & Data Outlets

- Minimum mounting box depth – 35mm
- Manufactured to BS 6312 Part 2 where applicable

*See our Euro Module range for further Telecom, Data and Co-axial options


Round Edge	Square Edge	Description	Inner Carton	Outer Carton
8BTM/1	9BTM/1	Single telephone socket master (screw)	10	100
8BTM/2	9BTM/2	Double telephone socket master (screw)	10	100
8BTS/1	9BTS/1	Single telephone socket secondary (screw)	10	100
8BTS/2	9BTS/2	Double telephone socket secondary (screw)	10	100
8BTM/1	-	Single telephone socket master (IDC)	10	100
8BTM/2	-	Double telephone socket master (IDC)	10	100
8BTS/1	9BTS/1	Single telephone socket secondary (IDC)	10	100
8BTS/2	-	Double telephone socket secondary (IDC)	10	100
8RJ11/1	9RJ11/1	Single RJ11 telephone socket (screw)	10	100
8RJ11/2	9RJ11/2	Double RJ11 telephone socket (screw)	10	100
8RJ45/1	9RJ45/1	Single RJ45 telephone socket (IDC)	10	100
8RJ45/2	9RJ45/2	Double RJ45 telephone socket (IDC)	10	100



Blank Plates

- Blank plates are ideal for safely covering unused electrical connections
- Manufactured to BS 5733

Round Edge	Square Edge	Description	Inner Carton	Outer Carton
894	904	Single blank plate	20	200
895	905	Double blank plate	10	100
836	-	Single architrave blank plate	20	200



Antimicrobial Properties


White moulded Grid plates & modules

BG Nexus white moulded wiring accessories promote a healthy environment by facilitating up to 99% reduction in bacterial development on touch point surfaces. Manufactured using high grade thermoset Urea which effectively inhibits the growth of infectious diseases, including MRSA, E-Coli, Salmonella and Klebsiella Pneumonia bacteria.



Surface Boxes

- Surface boxes have multiple knock-outs and earth terminal fitted as standard
- Manufactured to BS 5733
- Spacers provide greater clearance for installation wiring where shallow mounting boxes are used, an alternative to fitting a deeper box



892



901

Round Edge	Square Edge	Description	Inner Carton	Outer Carton
891	901	Single surface pattress for socket outlet 32mm	10	100
892	902	Double surface pattress 32mm	5	50
893	903	Single pattress with earth terminal for plate switches 19mm	10	100
-	906	10 way connection unit	5	50
896	909	Dual surface pattress, 27mm	5	50
-	910	Single to double convertor surface box	5	50
837	-	Double architrave surface box, 19mm	20	200
838	-	Double architrave surface box, 19mm	10	100
877	977	Single surface box, 50mm (877), 45mm (977)	10	100
878	978	Double surface box, 50mm (878), 45mm (978)	5	50
8CGS	-	Cord grip spacer, for use with 13 Amp fused connection unit or 20 Amp switches	20	200
CMP8132	CMP9132	Single PVC surface pattress, 32mm	5	50
CMP8232	CMP9232	Double PVC surface pattress, 32mm	5	50

Cord Grip Spacer Explained

- For use with non flex out 13 Amp fused connection units and 20 Amp switches
- Cable is inserted through the aperture in the spacer and connected to the terminals. It is then clamped by the cord grip prior to mounting the accessory to the wall box
- Separate spacer allows for stock flexibility



Spare Accessories

Product Code	Description	Inner Carton	Outer Carton
8SC10/10	Screw caps, pack of 10	100	1000
817	Single 10 mm square spacer	20	200
817/B	Single 10 mm square spacer, black	20	200
817/G	Single 10 mm square spacer, grey	20	200
818	Double 10mm square spacer	10	100
818/B	Double 10mm square spacer, black	10	100
818/G	Double 10mm square spacer, grey	10	100
NFS19/10	M3.5 x 19mm screws, pack of 10	100	1000
NFS28/10	M3.5 x 28mm screws, pack of 10	50	500
NFS38/10	M3.5 x 38mm screws, pack of 10	20	200
NFS50/10	M3.5 x 50mm screws, pack of 10	20	200
NFS75/10	M3.5 x 75mm screws, pack of 10	20	200



Euro Module Range Extension

Quick & Easy Installation

A flexible solution of power, data, telephone, television and audio combinations to suit the wide ranging needs of the customer.

- Select the desired combination of front plate and module(s)
- Simple installation, wire the module through the front plate aperture then push the module into place
- Modules of mains and extra low voltage rating must not be fitted to the same front plate aperture Ref. BS 7671:2008

See page 52, 54 & 55



Front Plate



8EMR4

Modules



EMTVMSAT2W EMNSSATW EMBTMSW

Grid Range Extension

Quick & Easy Installation

A customisable selection of power grid modules that provide a seamless appearance with the associated wiring accessories.

- Firstly, screw the grid frame to the mounting box and wire the modules
- Then slot the module on to the frame and click into place
- Finally, fit the finished plate

See page 45, 46 & 48




Front Plate



R81

Frame



RFR12


Module



RINGR



INSTALLATION BY OZEV APPROVED QUALIFIED ELECTRICIANS



5 Standard models available: x3 Socket, x2 Tethered
Plus the COMPACT Socket Charger – The smallest EV Charger on the market!

- WI-FI CONNECTIVITY – FREE LIFETIME SOFTWARE UPDATES OVER-THE-AIR
- FULL SMART FUNCTIONALITY – OCPP 1.6J CONNECTIVITY
- DYNAMIC CHARGING – UP TO 7.4KW
- NO EARTH ROD REQUIRED – INTEGRATED OPEN PEN CONDUCTOR PROTECTION
- SAFE – INTEGRATED EARTH FAULT PROTECTION SYSTEM
- TYPE 2 SOCKET

- SMART
- SAFE
- RELIABLE

View the range at syncev.co.uk

Compatible with all electric and hybrid plug-in vehicles





USB Type A & C Wiring Accessories



Free your sockets & charge all your devices

USB sockets have integrated USB charging ports, allowing you to plug in an electrical device and charge mobile devices simultaneously without having to sacrifice a power socket.

Ideal for mobile phone, tablets, MP3's and other USB chargeable devices. BG USB sockets have Smart USB's, with standby mode when the device is fully charged; this auto detects the USB device and adjusts the charging pattern to suite, with protective overload function. Available in a wide range of finishes with single and double socket options, and designed to fit a 25mm back box, ideal for retro-fit.

IN THE RANGE


USB A Sockets	24
USB C Sockets	25



BG Electrical products are guaranteed against faulty materials and workmanship for a period of 10 years from date of delivery.



Features & Benefits



Angled in-line colour coded captive terminals

Twin Earth

Fits 25mm box

Screw covers for sleek appearance

Made from robust thermoplastic Urea with anti-microbial properties



13 Amp Switched Socket with USB Charger – 2 x Outlets 2.1A

- Ideal for charging smartphones, tablets, cameras and more
- Terminal capacity 3 x 2.5mm², 3 x 4.0mm² & 2 x 6.0mm²
- Minimum mounting box depth – 25mm
- Twin earth fitted as standard – Ref. BS 7671:2008
- Manufactured to BS1363-2
- 2.1A shared across both ports
- 10 year guarantee
- Available with double pole switching for export only.



921U2

Round Edge	Square Edge	Description	Inner Carton	Outer Carton
821U2	921U2	Single SP, switched + 2x USB (2.1A)	10	100

13 Amp Switched Socket with USB Charger – 2 x Outlets 3.1A

- Ideal for charging smartphones, tablets, cameras and more
- Terminal capacity 3 x 2.5mm², 3 x 4.0mm² & 2 x 6.0mm²
- Minimum mounting box depth – 25mm
- Twin earth fitted as standard – Ref. BS 7671:2008
- Manufactured to BS1363-2
- 3.1A shared across both ports
- 10 year guarantee



922U3

Round Edge	Square Edge	Description	Inner Carton	Outer Carton
822U3	922U3	Double SP, switched + 2x USB (3.1A)	5	50

13 Amp Switched Socket with USB Charger – 3 x Outlets 3.1A

- Ideal for charging smartphones, tablets, cameras and more
- Terminal capacity 3 x 2.5mm², 3 x 4.0mm² & 2 x 6.0mm²
- Minimum mounting box depth – 25mm
- Twin earth fitted as standard – Ref. BS 7671:2008
- Manufactured to BS1363-2
- 3.1A shared across both ports
- 10 year guarantee



822U33

Round Edge	Square Edge	Description	Inner Carton	Outer Carton
822U33	922U33	Double SP, switched + 3x USB (3.1A)	5	50

13 Amp Unswitched Socket with USB Charger – 4 x Outlets 4.2A

- Ideal for charging smartphones, tablets, cameras and more
- Terminal capacity 3 x 2.5mm², 3 x 4.0mm² & 2 x 6.0mm²
- Minimum mounting box depth – 25mm
- Twin earth fitted as standard – Ref. BS 7671:2008
- Manufactured to BS1363-2
- Each pair of USB outlets shared 2.1A output
- 10 year guarantee



924U44

Round Edge	Square Edge	Description	Inner Carton	Outer Carton
824U44	924U44	Double, unswitched + 4x USB (4.2A)	5	50



Available in White Moulded, Polished Chrome, Brushed Steel and Black Nickel.



30W TYPE-C USB SOCKETS



www.bg-type-c.uk

... the most powerful, **fastest charging** USB wall socket

13A Power Sockets with integrated 'fast charge' USB-A & USB-C ports, delivering 50% charge to mobile phones in just 30 minutes.

13 Amp Switched Socket with USB Charger – 2 x Outlets (30W Variable Output)

- Ideal for charging laptops, smartphones, tablets, cameras and more
- Terminal capacity 3 x 2.5mm², 3 x 4.0mm² & 2 x 6.0mm²
- Minimum mounting box depth – 25mm
- Twin earth fitted as standard – Ref. BS 7671:2008
- Manufactured to BS1363-2
- USB Type C Output – 30W Max, 5V/3A; 9/3A; 12V/2.5A; 15V/2A; 20V/1.5A
- USB Type A Output – 27W Max, 5V/3A; 9V/3A; 12V/2.25A
- 10 year guarantee



822UAC30



Round Edge	Square Edge	Description	Inner Carton	Outer Carton
822UAC30	922UAC30	Double SP, switched + 1 x USB C + 1 x USB A	5	50

BG LUCECO Smart!

SMART HOME POWER & LIGHTING

Take control of your connected devices from anywhere

Your life connected, your life smarter!



Simple to set up and ideal for retro-fit installation, these sockets work using your home Wi-Fi network, providing an inexpensive smart home solution with no Hub required – simply download the BG Home App to control your sockets with your smartphone.

Automate your devices with timers, scenes, delays and random operation, and protect your settings with the parental lock function whilst sharing control with others in your household.

The smart home integrations with Amazon Alexa, Google Assistant, IFTTT and Siri Shortcuts allow you to operate your sockets using your voice and set up automated actions based on geolocation, weather and more for a truly smart solution.

Control your Power by:



Compatible with:



IN THE RANGE

Smart Socket	29
Smart Adaptor	29
Smart Outdoor Socket	29
Smart Extension Lead	29
Smart Lighting	30



BG Electrical products are guaranteed against faulty materials and workmanship for a period of 3 years from date of delivery.

HOME AUTOMATION



Set Timers

Set up timers so your device will turn on/off at specific times. You could set a timer to have your morning coffee ready each day and save energy by turning off unused sockets.



Set a Delay

Ideal for sockets and adaptors where you require extra safety, such as hair straighteners, and for when you want to charge your mobile device for a set period of time; turning off once reaching full charge.



Create Scenes

Add different smart scenes to suit your lifestyle. Turn multiple sockets and adaptors on/off together without having to operate them independently.



Random Function

Operate lamps and other devices randomly to mimic home occupancy for additional security. Set a time period to run random operation and toggle on/off when required.

KEEPING YOU IN CONTROL



Parental Lock

Easily de-activate the smart socket buttons to prevent others from changing any in-app settings and prevent sockets being turned on and off at the wall.



Share Control

Invite other household members to share control of sockets within the app whilst protecting your key settings with the parental lock.



Manage Homes

Create multiple homes to manage devices in more than one property and switch easily between properties within the app.



Custom Notification

Be aware of your devices status at all times and add custom notifications in the smart app so you know if a device has gone offline.



Smart! Support Hub



Your Comprehensive
Smart Home Solution

- Easy to Install
- Voice Assistant Compatible
- No Hub Required

www.bg-home.uk

Smart! Tutorials

The Smart! Tutorials Channel, where you can find the latest video tutorials covering all aspects of our Smart! Range and the BG Home App.

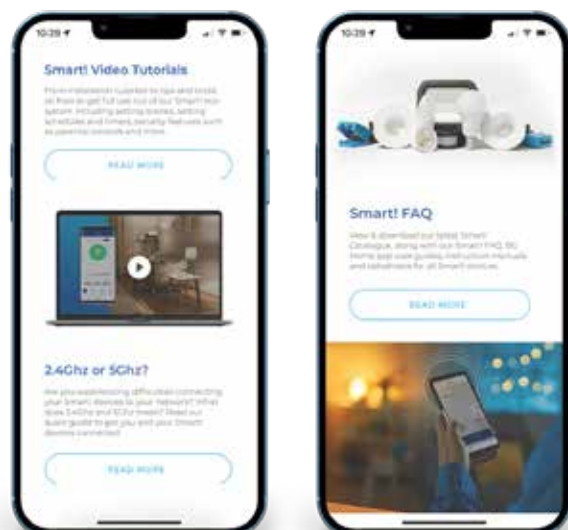
Covering tips and advice for product installation, app setup & guides taking you through Smart! functionality, allowing you to really utilise all the benefits our Smart! range provides.

2.4GHz or 5GHz?

Are you experiencing difficulties connecting your Smart! devices to your network? What does 2.4GHz and 5GHz mean? Read our quick guide to get you and your Smart! devices connected.

SMART! FAQ

View & download our latest Smart! Catalogue, along with our Smart! FAQ, BG Home app user guides, instruction manuals and datasheets for all Smart!



13 Amp Switched Smart Socket & 13 Amp Smart Power Adaptor

- Control and schedule power indoors via touch, voice commands or App
- Operates using your home Wi-Fi network on 2.4GHz
- Set timer schedules, countdown function or random security options
- Compatible with Google Home, Amazon Alexa, Siri Shortcuts and IFTTT
- Manufactured to BS1363-2

Socket

- Individual socket control
- Minimum mounting box depth – 25mm; ideal for retrofit
- Terminal capacity 3 x 2.5mm², 3 x 4.0mm² & 2 x 6.0mm²

Adaptor

- Plug in adaptor – no wiring required



AHC/U



822/HC




Round Edge	Square Edge	Description	Inner Carton	Outer Carton
822/HC	922/HC	Double, 13 Amp, SP switched	5	50
AHC/U	-	13 Amp, plug in adaptor	6	30

Smart 13A Switched Outdoor Socket

- Control and schedule power outdoors via touch, voice commands or App
- Operates using your home Wi-Fi network on 2.4GHz
- Set timer schedules, countdown function or random security options
- Compatible with Google Home, Amazon Alexa, Siri Shortcuts and IFTTT
- Ideal for operating outdoor lights and water features
- Individual socket control
- IP66 rated, seals plugs in use

- High impact polycarbonate housing
- Patented cable entry prevents accidental opening
- Large open/closer paddles for easier operation
- Fast fix – no separate screws, no screw covers, 150° rotation
- Lockable hinged cove
- Terminal capacity 3 x 2.5mm², 3 x 4.0mm² & 2 x 6.0mm²
- Manufactured to BS1363-2



WP22/HC

Product Code	Description	Inner Carton	Outer Carton
WP22/HC	Double, 13 Amp, SP, switched	-	10

Smart 13A 3 Socket Extension Lead

- Control and schedule power indoors via touch, voice commands or App
- Operates using your home Wi-Fi network on 2.4GHz
- Set timer schedules, countdown function or random security options
- Compatible with Google Home, Amazon Alexa, Siri Shortcuts and IFTTT
- Individual socket control or all sockets together
- Fitted with one metre of cable to extend the reach of your socket
- Wall fixing capability for an 'off the floor' neat and tidy solution
- Manufactured to BS1363-2




EHC31

Product Code	Description	Inner Carton	Outer Carton
EHC31	3 socket, 1 metre, 13 Amp	4	8

FTYPE COMPACT

- Regressed bezel design – provides low glare light output
- Compact shallow profile – fits ceiling voids as low as 43mm
- Intelligent smart meshing
- Reliable – does not overload Wi-Fi network
- Operates using your home Wi-Fi network on 2.4GHz – no Hub required
- Self-healing for improved reliability
- Group and control BG Luceco Smart! lighting together or individually via voice command or the app
- Communicates* beyond Wi-Fi router perimeter

*must have other lighting devices in range connected to Wi-Fi



Loop-In/Loop-Out push fit terminals



Cable clamp housing for quick and easy installation

Regressed	Flat	Description
EFCB60WSMT	EFCF60WSMT	550lm, 6W, 2700K-6500K & RGB



EFCB60WSMT



EFCF60WSMT

Control your Lighting:



CASTRA

Security Floodlight

- Intelligent smart meshing
- Reliable – does not overload Wi-Fi network
- Operates using your home Wi-Fi network on 2.4GHz – no Hub required
- Self-healing for improved reliability
- Adjustable Smart PIR setting: Time, Lux, Sensitivity
- Override function for dusk till dawn operation
- Group and control BG Luceco Smart! lighting together or individually via voice command or the app
- Communicates* beyond Wi-Fi router perimeter

*must have other lighting devices in range connected to Wi-Fi



Rotatable ball joint



EFCF80WSMT

Control your Lighting:



Product Code	Description
LSMFSP20B150	2400lm, 20W, 5000K

GU10 Classic

- Intelligent smart meshing
- Reliable – does not overload Wi-Fi network
- Operates using your home Wi-Fi network on 2.4GHz – no Hub required
- Self-healing for improved reliability
- Group and control BG Luceco Smart! lighting together or individually via voice command or the app
- Communicates* beyond Wi-Fi router perimeter

*must have other lighting devices in range connected to Wi-Fi



Control by voice, switch or mobile using the BG Home App

Product Code	Description
SLGUCC5W35	345lm, 4.8W, 2700-6500K



SLGUCC5W35

Control your Lighting:



A60 Classic

- Intelligent smart meshing
- Reliable – does not overload Wi-Fi network
- Operates using your home Wi-Fi network on 2.4GHz – no Hub required
- Self-healing for improved reliability
- Group and control BG Luceco Smart! lighting together or individually via voice command or the app
- Communicates* beyond Wi-Fi router perimeter

*must have other lighting devices in range connected to Wi-Fi



Control by voice, switch or mobile using the BG Home App

Product Code	Cap Type	Description
SLA22RGB9W81	B22	806lm, 8.8W, 2700K-6500K & RGB
SLA27RGB9W81	E27	806lm, 8.8W, 2700K-6500K & RGB



SLA22RGB9W81

Control your Lighting:



C35 Candle

- Intelligent smart meshing
- Reliable – does not overload Wi-Fi network
- Operates using your home Wi-Fi network on 2.4GHz – no Hub required
- Self-healing for improved reliability
- Group and control BG Luceco Smart! lighting together or individually via voice command or the app
- Communicates* beyond Wi-Fi router perimeter

*must have other lighting devices in range connected to Wi-Fi



Control by voice, switch or mobile using the BG Home App

Product Code	Cap Type	Description
SLC14CC5W4	E14	450lm, 4.8W, 2700K-6500K & RGB



SLC14CC5W4

Control your Lighting:





www.bgelectrical.uk

Extend your Wi-Fi coverage throughout your home

Wi-Fi Socket Range Extender

Designed to work with all wireless broadband routers and easy to install with one touch WPS, this includes a USB charging port and eradicates the need for plug in adaptors, keeping sockets free for use. Available in a white moulded, decorative and weatherproof options and designed to fit a 25mm backbox, ideal for retrofit.

IN THE RANGE

Wi-Fi Extender Socket 33



BG Electrical products are guaranteed against faulty materials and workmanship for a period of 10 years from date of delivery.

13 Amp Wi-Fi Extender Socket with USB Charger 1x Outlets 2.1A

- Extend your Wi-Fi coverage through-out your home
- Works with all wireless broadband routers
- Easy to install and setup with one touch WPS
- N300 Wi-Fi technology – Up to 300Mbps data transfer speed. Single band (2.4GHz)
- Perfect for streaming music and videos or playing online games
- USB charger ideal for phones, tables, cameras and other USB devices
- Double switched socket with outboard rockers
- Minimum mounting box depth – 25mm; ideal for retrofit
- Manufactured to BS1363-2
- Terminal capacity 3x 2.5mm², 3x 4.0mm² & 2x 6.0mm²



822UWR



Round Edge	Square Edge	Description	Inner Carton	Outer Carton
822UWR	922UWR	Double 13 Amp, SP, switched with Wi-Fi extender + 1x USB (2.1A)	5	50

**UK:****HEAD OFFICE:**

Email: info@bgelectrical.uk

Luceco plc, Caparo House
103 Baker Street, London
England, W1U 6LN

DISTRIBUTION CENTRE:

Tel: +44 (0) 1952 238 100

Email: uk_sales@bgelectrical.uk

Luceco plc
Luceco Distribution Centre
Stafford Park 1, Telford
Shropshire, England, TF3 3BD

FRANCE:

Email: fr_sales@luceco.com

ITALY:

Email: it_sales@luceco.com

SPAIN:

Tel: +34 93 829 55 75

Email: es_sales@luceco.com

Nexus Industries LTD
C/ Bobinadora 1-5
08302 Mataró
Barcelona (SPAIN)

MIDDLE EAST & AFRICA:

Tel: +971 4 609 1867

Email: mea_sales@luceco.com

Luceco Middle East FZCO
Bldg. 5EB, Office 342
PO Box 371128, DAFZA
Dubai, UAE

ASIA PACIFIC:**JIAXING:**

Tel: +86 (0) 573 8357 0200

Email: asia_sales@luceco.com

No 1438, Jiachuang Road
Xiuzhou Industrial Park, Jiaxing
Zhejiang, China, P.C. 314031

HONG KONG:

Email: hk_sales@luceco.com

UNITED STATES:

Email: us_sales@luceco.com

MEXICO & LATIN AMERICA:

Tel: +52 (81) 5000 9437

Email: ventas@luceco.com

Luceco México
AV Lázaro Cárdenas #318 int 201
Col Real San Agustín
San Pedro Garza García
N.L. Mexico CP 66278

TECHNICAL SUPPORT:

Tel: 03300 249 279

Email: technical.support@bg-electrical.co.uk

Lines open Monday to Friday
8.30am to 5pm, with answer phone
service outside these hours.

